

MAINTENANCE

Wipe with a clean, dry cloth. For tips on maintaining your SureFire illumination tool, visit www.surefire.com/faqs-maintenance.

ACCESSORIES

SureFire makes a full line of accessories for most of its illumination tools. For a complete listing, visit www.surefire.com/parts-accessories.

THE SUREFIRE NO-HASSLE GUARANTEE

We'll do what it takes to keep your SureFire gear running smoothly. SureFire warrants that if you — our customer — purchase one of our products, and we determine that it is defective in material and/or workmanship during your lifetime, we will repair or replace it — no hassle!

Our warranty does not cover consumables or normal wear-and-tear — things like batteries draining, headbands and headpads wearing out, ink cartridges running out, and switches wearing out — or damage resulting from abuse, alterations, unauthorized repairs, or use contrary to SureFire's user manuals.

Should you need a replacement product, SureFire reserves the right to replace an obsolete product with a current production, like model. In the event that any issue with a SureFire product is not covered under this warranty SureFire can arrange to have the product repaired for a reasonable fee.

STANDARD DISCLAIMER

Except as specified above or prohibited by applicable law: all express or implied conditions and warranties, including, without limitation, any implied warranty or condition of merchantability or fitness for a particular purpose, or accuracy of any informational content, are hereby excluded and disclaimed by SureFire; and in no event will SureFire be liable for any special, direct, indirect, consequential, incidental or punitive damages howsoever arising and regardless of the theory of liability, even if advised of the possibility of such damages. Products, prices, availability, specifications, and offers are subject to change or cancellation at any time without notice.

WARRANTY CLAIMS

For claims, contact Customer Service at 714-545-9444 to obtain a Return Merchandise Authorization number (RMA#). Then package the unit carefully and send to (no CODs):

SureFire, LLC.
Repairs Department, RMA# _____
17680 Newhope Street, Suite B
Fountain Valley, CA 92708

SureFire will pay any reasonable shipping costs to return the unit to you.



Revision B 11-2018
71-01-1084
FURY-DFT

18300 MT. BALDY CIRCLE
FOUNTAIN VALLEY, CA 92708-6122
WWW.SUREFIRE.COM

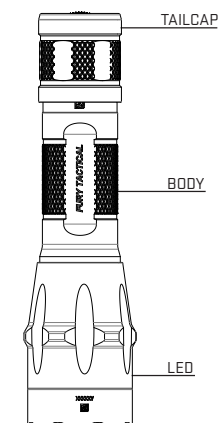
Patent: 8,222,138



FURY

TACTICAL

DUAL FUEL TACTICAL LED FLASHLIGHT



		FURY-DFT	
SPECIFICATIONS	OUTPUT	18650: 1,500	123A: 1,100 lumens
	RUNTIME	18650: 3.5	123A: 2.25 hours
	PEAK BEAM INTENSITY	18650: 25,200	123A: 16,700 candela
	DISTANCE	18650: 315	123A: 255 meters
	CONSTRUCTION	Aluminum	
	FINISH	Mil-Spec Hard Anodized	
	WEIGHT (w/batteries)	6.5 oz (184 g)	
	LENGTH	5.6 in (14.2cm)	
	BEZEL DIAMETER	1.39 in (3.5cm)	
BATTERIES	One SF18650B lithium-ion rechargeable (incl) or Two 123A lithium (not incl)		
SWITCHING	Click tailcap		

All performance claims tested to ANSI/NEMA FL1-2009 Standard.

*SF18650B battery required for 1,500 lumens output, 3.5 hours runtime, 25,200 candela and 315 meters beam distance

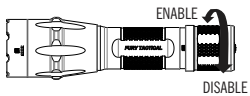
USER MANUAL

FURY TACTICAL

LOCKOUT TAILCAP (US PAT. RE40125)

Most SureFire illumination tools feature a lockout tailcap, which prevents accidental activation during storage or transport. The tailcap may need to be enabled prior to light operation.

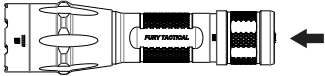
To enable, rotate tailcap clockwise until tight.



To lock out tailcap, rotate counterclockwise until light will not activate when pushbutton is pressed.

LIGHT OPERATION

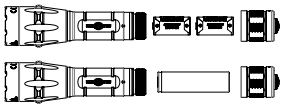
Press lightly for momentary or press fully to click for constant-on.



BATTERY REPLACEMENT

Most SureFire illumination tools ship preloaded with batteries. To load or replace batteries:

1. Unscrew tailcap counterclockwise and remove.
2. Remove old batteries and dispose of properly.



3. Insert two new 123A lithium batteries or one 18650 battery with the positive (+) terminal(s) oriented forward.
4. Replace tailcap by screwing on clockwise. Press pushbutton (with tailcap enabled) to test.

BATTERY INFORMATION & WARNINGS

For complete battery information and warnings, reference the enclosed BATTERY INFORMATION / WARNING insert in your illumination tool's original packaging or visit www.surefire.com/battery-warnings-handling

⚠ WARNING

Use of substandard batteries can cause injury or property damage. Visit www.surefire.com/batterysafety.

⚠ BATTERY INFORMATION

The FURY-DFT can be powered by two 123A primary batteries or one protected 18650 with a minimum 6 Ampere (A) discharge rate. Fully charged, protected non-SureFire branded 18650 batteries that have a maximum discharge rate of less than 6A may not allow the FURY-DFT to operate normally. Go to www.surefire.com to purchase a SF18650B which come standard with a minimum 9-10A discharge rate. NEVER use an unprotected 18650 in the FURY-DFT, as this can result in fire and/or venting.